


Silicon Carbide Schottky Diode

	" "
5	+3
5	& 5

Features

) 5



Typical Applications

5

Mechanical Data

Package, " "
 Terminals, "
 Polarity, 3

Maximum Ratings 5/

PARAMETER	SYMBOL	UNIT	VALUE
6			6 " "
2 / 5			" "
2 / 5			" "
2 / 5 65	65		" "
5 2 / 5		3) +
5 2 / 5			+
5 2 / 5			
2 / 5 / "		3	
6 2 / 5			&)
6 2 / " 5			
2 / 5 / "		3	
		5	□)



YJD112002PG1

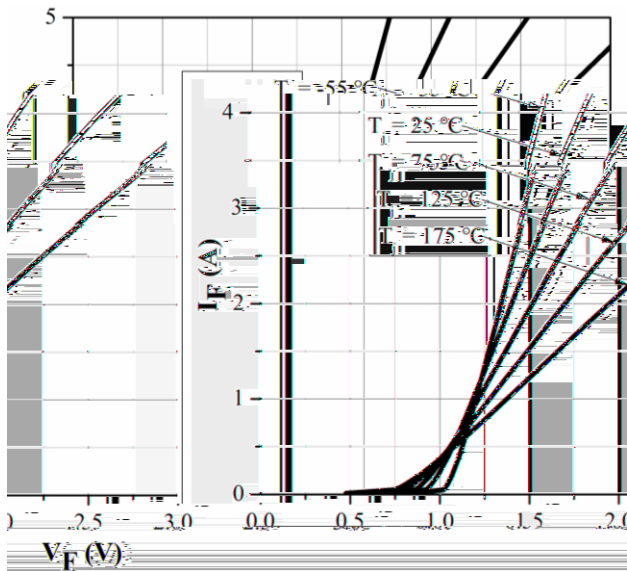
Electrical Characteristics

PARAMETER	SYMBOL	UNIT	TEST CONDITIONS	Typ.	Max.
			/ 3 / 5	&)
			/ 3 /) 5	"	
		3	/ "" / 5		(
			/ "" /) 5		
	5	5	/ "" / 5	&	
			/ " /)	
	5		/ &" /	&	
			/ "" /	"	
5	5		/ ""		

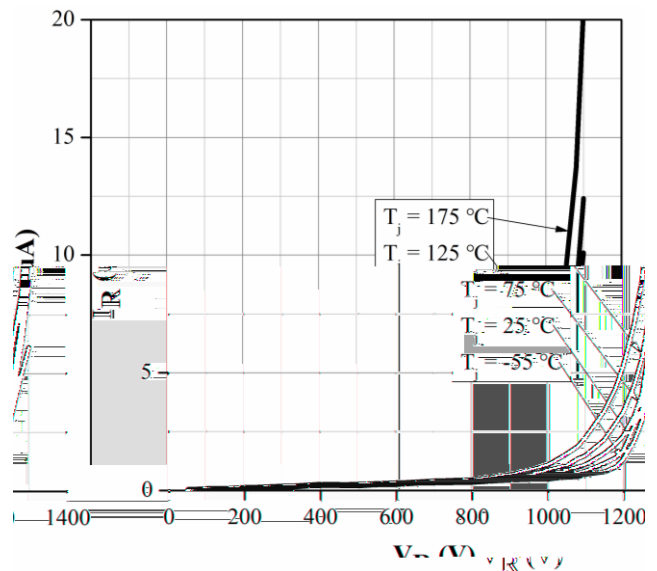
Thermal Characteristics /

PARAMETER	SYMBOL	UNIT	VALUE
	5	5!	

Typical Characteristics



5

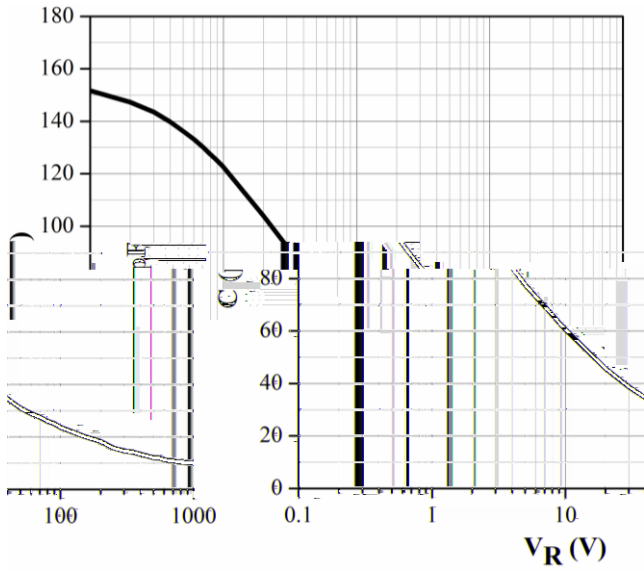


5

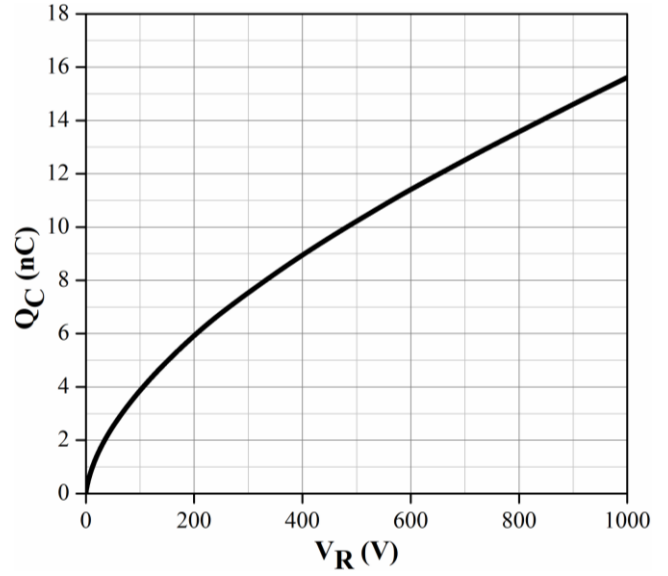
!



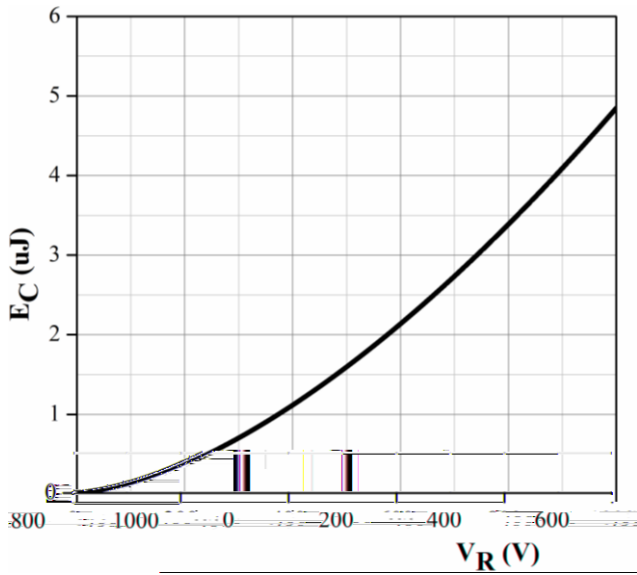
YJD112002PG1



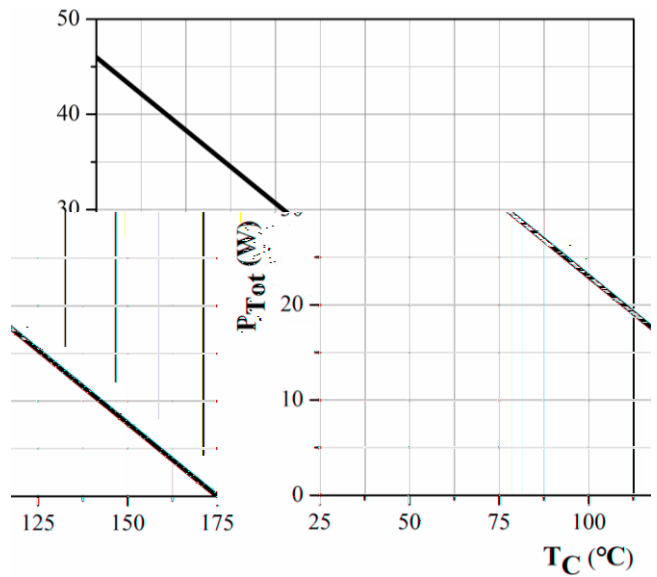
5




& 5 5



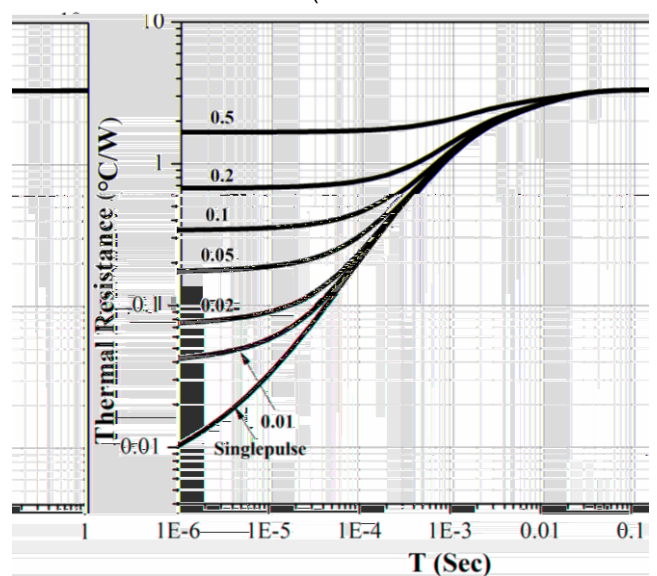
5



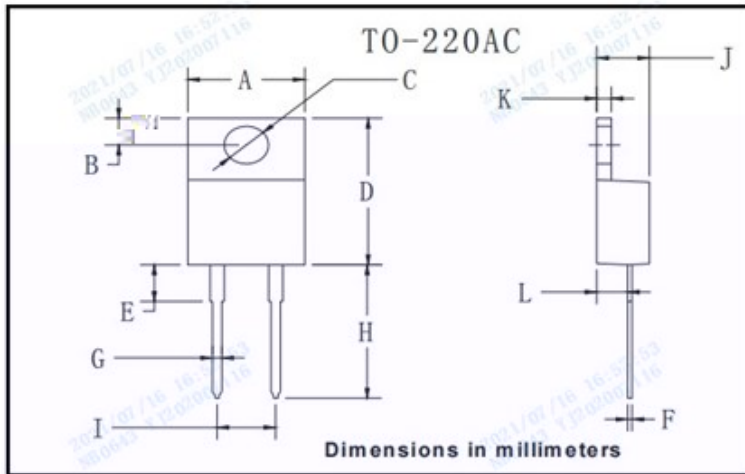
(6



) 5 6



Outline Dimensions



TO-220AC		
6		
3	++	"
4		+
5)	&"
6	&+	
)	&
	" ("
	" (" +&
		+
	& ((
	&	&)
	&	&
))+



Disclaimer

!! www.frxelec.com