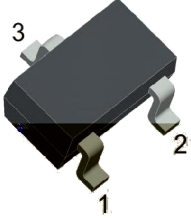


Schottky Barrier Diodes	SOT-23 Plastic-Encapsulate Diodes
<p><u>SOT-23</u></p> 	<p>Features</p> <ul style="list-style-type: none"> High Conductance Fast Switching Speed For General Purpose Switching Applications Surface Mount Package Ideal for Automatic Insertion


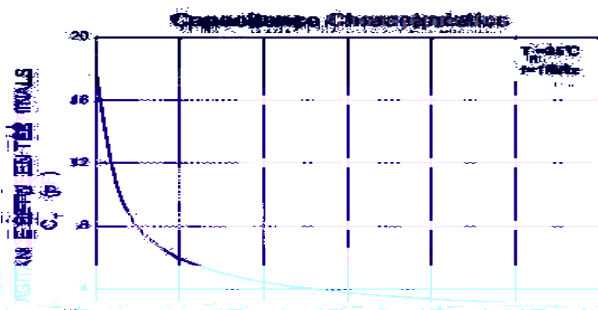
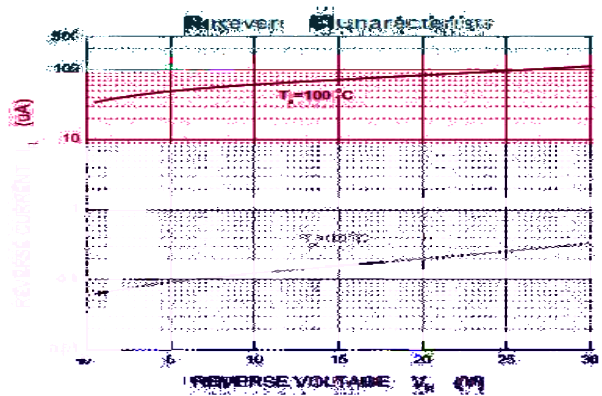
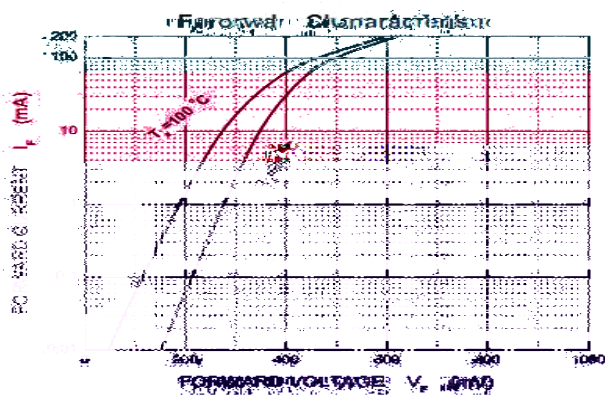
BAT54	BAT54A	BAT54C	BAT54S
MARKING: KL1	MARKING: KL2	MARKING: KL3	MARKING: KL4

Solid dot = Ground connection, if none, then no metal dot.

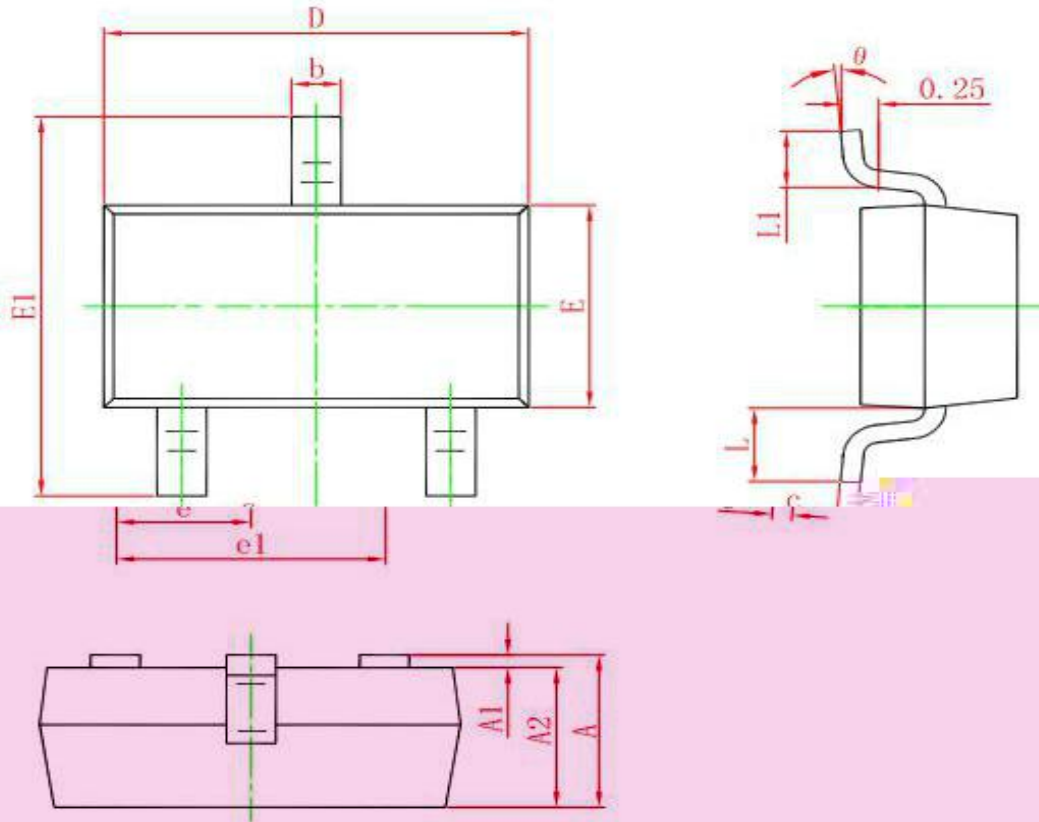
Maximum Ratings (@Ta=25°C)

Parameter	Symbol	Limit	Unit
Peak Repetitive Reverse Voltage	VRRM	30	V
Working Peak Reverse Voltage	VRWM	30	V
DC Blocking Voltage	VR	30	V
Forward Continuous Current	IFM	200	mA
Non-Repetitive Peak Forward Surge Current @t=8.3ms	IFSM	600	mA
Repetitive Peak Forward Current @ t 1s, 0.5	IFRM	300	mA
Power Dissipation	PD	200	mW
Thermal Resistance from Junction to Ambient	R JA	500	°C/W
Junction Temperature	TJ	125	°C
Storage Temperature Range	TSTG	-55~+150	°C

Electrical Characteristics (@Ta=25°C unless otherwise specified)						
Parameter	Symbol	Test Condition	Min	Typ	Max	Unit
Reverse voltage	V(BR)	IR=100μA	30			V
Forward voltage	VF1	IF=0.1mA			0.24	V
	VF2	IF=1mA			0.32	V
	VF3	IF=10mA			0.4	V
	VF4	IF=30mA			0.5	V
	VF5	IF=100mA			1	V
Reverse current	IR	VR=25V			2	μA
Diode Capacitance	Ctot	VR=0V, f=1MHz			10	PF
Reverse recovery time	trr	IF=IR=10mA, Irr=0.1×IR, RL= 100 Ω			5	nS



SOT-23 PACKAGE OUTLINE DIMENSIONS



Symbol	Dimensions In Millimeters	Dimensions In Inches
--------	---------------------------	----------------------